

# 2021-2022 Audition Information

## Tuba



**1. Solo piece.** Prepare a polished, recital-ready, unaccompanied solo piece. You may play any work of your choice but the level of difficulty should be an accurate representation of your technical and artistic ability. A slow, non-technical solo *must* be contrasted with a faster, more technical solo. Remember, it is not so much what you play but how well you play. Musical expression, dynamics, phrasing, etc all help make for a successful solo presentation. Your solo piece need not be memorized. You may be asked to stop playing before you reach the end of your prepared piece. If this happens, please understand that it is only in the interest of time and not a reflection of your playing.

**2. Excerpts.** Play one excerpt, included in this packet, closest to your ability level. If you are unfamiliar with the excerpts, consult with your private teacher or a coach who is familiar with them. It is recommended that you also listen to a recording or live performance of the piece in order to give yourself proper tempo and musical context. As with your solo piece, the performance of your excerpt should be an accurate representation of your technical and artistic ability.

**NEW Rhythm Excerpt:** The rhythmic excerpts for Repertory and Symphony are equally important and it is suggested that you bring it to your lesson as well.

**Note:** With your solo and/or your prepared excerpt, you may be asked to play it again in a different manner (slower, faster, more lyrically, etc.). Please regard this as evidence of your musical flexibility, which will weigh heavily on the success of your audition.

**3. Scales & technique.** All required scales must be memorized. Automatically play the corresponding arpeggios to a scale, if required.

**WIND ORCHESTRA Scales:** Major scales in concert pitches C, G, D, A, F, Bb, and Eb in 1 octave. Chromatic scale in 2 octaves (student may choose their starting note). **Technique:** Must be able to produce a clear, full tone.

**PHILHARMONIC ORCHESTRA Scales:** All major & natural minor scales in 1 octave. **Technique:** Must be able to produce a clear, full tone. Must demonstrate a beginning use of vibrato.

**REPERTORY ORCHESTRA Scales:** ALL major & minor (harmonic, melodic & natural) scales in 2 octaves. **Technique:** Must have begun work on continuous vibrato. Must be able to double & triple tongue at the following speeds: 8th note triplets at  $\text{♩} = 72-80$ , 16th notes at  $\text{♩} = 132-140$ .

**SYMPHONY ORCHESTRA Scales:** ALL major & minor (harmonic, melodic & natural) scales and corresponding arpeggios in 2 octaves. **Technique:** Must be able to play with continuous vibrato. Must be able to double & triple tongue at the following speeds: 8th note triplets at  $\text{♩} = 92$ , 16th notes at  $\text{♩} = 152$ .

**4. Sight-reading.** Sight-reading for all orchestras will include complex rhythms relative to the level of orchestra.

**5. Orchestra placement.** Student placement is competitive and is ranked in order of artistic quality. Those qualities include superiority of tone, intonation, vibrato (as appropriate), dynamic range, musicality and general accuracy. Although a student may be able to perform all the requirements for a particular orchestra, he or she may still not qualify based on the level of competition in a given year.

**6. Auditions are closed to the public, including parents and families.**

**7. Prior participation in the Minnesota Youth Symphonies is no guarantee of placement.**


**Due to COVID-19, in-person auditions are subject to change and may move to Zoom if needed. Please see [mnyouthsymphonies.org/auditions](https://mnyouthsymphonies.org/auditions) for the most up-to-date information.**

**Questions? Call (651) 699-5811 or e-mail [mys@mnyouthsymphonies.org](mailto:mys@mnyouthsymphonies.org).**

Please note: students auditioning for Wind Orchestra do **not** need to prepare an excerpt.

## PHILHARMONIC EXCERPT


Copland: Buckaroo Holiday from *Rodeo*

 = 104



## REPERTORY AND SYMPHONY EXCERPT #1

Wagner: Prelude to *Die Meistersinger*


 = 112



# SYMPHONY EXCERPT #2

Wagner: Prelude to *Die Meistersinger*

Please note: Students auditioning for Repertory Orchestra do not need to perform this excerpt.

 = 112

aber sehr markiert  
(*ma molto marcato*)



*mf*

161



allmählich immer stärker  
(*poco a poco più di forza*)

166



172



*tr*

Continue to next page!

# REPERTORY AND SYMPHONY RHYTHM EXCERPT

*L'Histoire Du Soldat* by Stravinsky

**Instructions:** At your audition you will be asked to **sing** the rhythm of this excerpt (pitch does not matter, only the rhythm; for example, you may sing on the syllable “ta”). You should practice with a metronome at quarter note = 120 or an eighth note = 240. You may be asked to sing along with the metronome at the audition (a metronome will be provided). You will NOT be asked to play this excerpt on your instrument. The best way to learn this rhythm is to start slow and increase your speed over time.

## L'Histoire Du Soldat

Igor Stravinsky

**Allegro** ♩ = 120

Violin I

The musical score for Violin I consists of four staves of music. The first staff (measures 1-7) begins with a treble clef, a key signature of one sharp (F#), and a 3/8 time signature. The tempo is marked 'Allegro' with a quarter note equal to 120. The rhythm is complex, featuring various time signatures: 3/8, 2/4, 3/8, 3/4, 3/8, 3/4, and 3/8. The second staff (measures 8-15) continues with similar time signatures: 3/8, 2/4, 3/8, 3/4, 3/8, 3/4, 3/8, 2/4, and 3/8. The third staff (measures 16-21) features time signatures: 3/8, 2/4, 3/8, 2/4, and 3/8. The fourth staff (measures 22-24) features time signatures: 3/8, 3/8, 3/8, 3/8, 3/8, and 3/8. The score includes various rhythmic values such as eighth notes, quarter notes, and dotted notes, along with accents and slurs.

