

DONATE ON QGIV: HOW TO MAKE SURE YOUR STUDENT RECEIVES CREDIT

To access the donation page for the MYS Play-a-thon Qgiv page, enter the following <https://secure.qgiv.com/event/mysplayathon19/donate/>

Donate Today!

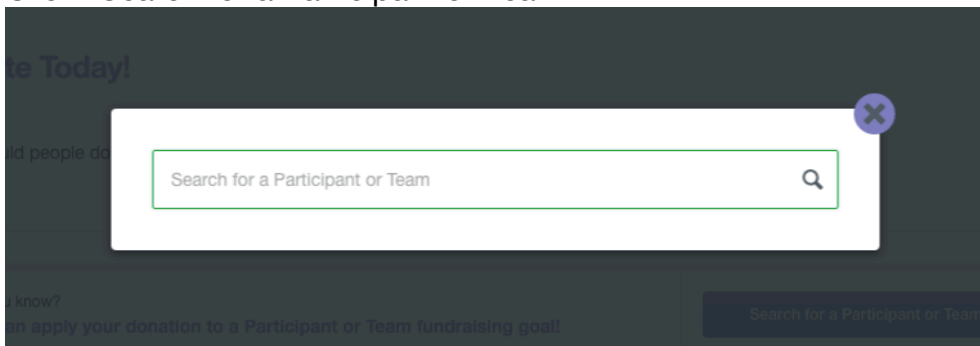
Why should people donate to your event? Tell them why here!

Did you know?


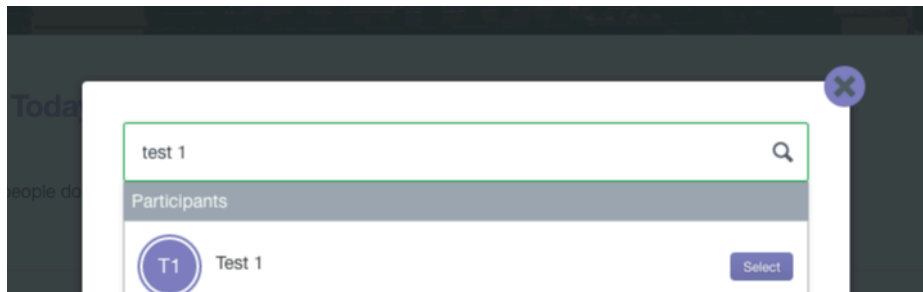
You can apply your donation to a Participant or Team fundraising goal!

Search for a Participant or Team

1. Donate to a specific MYS student.
 - a. Click “Search for a Participant or Team”



- b. Enter name, then click “Select”



Donation Amounts

- c. Enter “Donation Amount”
 - d. Enter “Personal Information”
 - e. Enter “Payment Information”
 - f. Click “Complete Donation”

Want to view your Fundraising Page? Under the green My Fundraising Tools button at the top, click “view your Fundraising Dashboard,” and then scroll down and click “View My Page”.